


ABRAHAM NYSKA, DVM, Dipl. ECVP, Fellow IATP,
Diplomate, European College of Veterinary pathology (Dipl. ECVP),
Fellow, International Academy of Toxicologic Pathology
Expert in Toxicologic Pathology
Visiting Full Professor of Pathology, Sackler School of Medicine, Tel Aviv University
Yehuda HaMaccabi 31, Tel Aviv, 6200515, Israel
CELL: 054 3003447
EMAIL: anyska@nyska.net
Website: <http://www.nyska.net>



SUMMARY OF BIOGRAPHY AND EXPERTISE:

- Prof. Abraham Nyska is an **expert in toxicologic pathology**, holding two diplomas and formal recognition in **toxicologic pathology**, reflecting a formal recognition by international professional organizations, desired by regulatory agencies (such as the **FDA** and **EMA**)

1. Diplomate of the European College of Veterinary Pathologist (Board ECVP)

website <https://www.ecvpath.org/user/9640/profil>

Information about the “European College of Veterinary Pathologists”

The Board ECVP is equivalent to the Board ACVP, and are mutually recognized by international regulatory agencies such as the FDA.

The Board ECVP qualification is accepted on equal terms by the well-established American College of Veterinary Pathologists (ACVP).

2007;34(4):473-7. <https://pubmed.ncbi.nlm.nih.gov/18287475/>

The certification is presented in the Appendix A, below.

2. Fellow of the International Academy of Toxicologic Pathology (IATP)

<http://iatpfellow.org/index.php>

Information about the “International Academy of Toxicologic Pathology”

The International Academy of Toxicologic Pathology (IATP) is a global professional scientific organization that establishes the criteria of excellence and accomplishments in

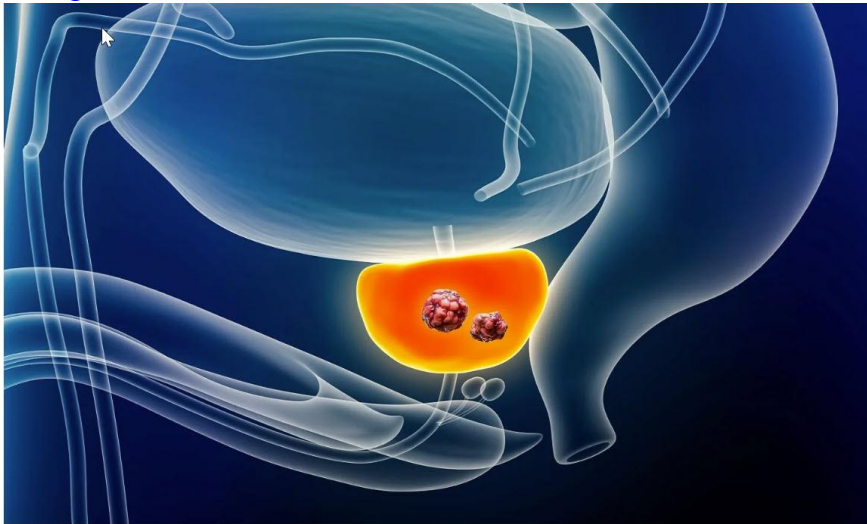
toxicologic pathology for accreditation of members (fellows), serves as a worldwide source of experts in toxicologic pathology and organizes unique educational opportunities for toxicologic pathologists, related scientists, and trainees.

- Prof. Abraham Nyska, is a **Visiting Full Professor of Pathology, Faculty of Exact Sciences, Tel Aviv University** (see certificate as flows)
- Prof. Nyska has more than 46 years' experience in **consultation, evaluation, and pre-clinical risk assessment**, dealing with toxicologic pathology aspects of **chemicals, drugs, medical devices, and stem cells. These consultations are pivotal, contributing to the commercial success of the start-up/ and or, pharma companies.**
- He worked for 10 years as a staff scientist and expert in Toxicologic Pathology at the American National Toxicology Program (NTP) of the National Institute of Health (NIH), followed by 8 year as an NTP Consultant.
- Prof. Nyska serves as an Associate Editor and Senior Consultant of "Toxicologic Pathology". He has strong research-oriented attitude and vast collaboration with top federal research institutes (i.e., NIH, EPA) and academic institutes, with more than **523 publications** in peer-reviewed journals. Prof. Nyska is a consultant in Toxicologic Pathology to pharmaceutical companies, CRO's, and Federal institutes in Israel, Europe, India and the USA.
- His considerable deep knowledge, long-standing expertise, and dedication in the area of Toxicologic Pathology has earned him twice the highly valued NIH Director Award "In recognition of consistent dedication and teamwork, insuring quality evaluation and interpretation of pathology aspects of NTP studies", and "For highly significant scientific and technical contributions to the analysis and reporting of the NTP "dioxin-like chemicals" initiative".

- Some **recent examples of FDA's clearance** in which prof. Nyska did the **toxicologic pathology evaluation**, are as follows:

- **BioProtect** secures FDA approval for biodegradable balloon
Using a blunted tip insertion device, the biodegradable spacer can be deployed through a rapid and minimally invasive procedure.

<https://www.medicaldevice-network.com/news/bioprotect-fda-approval-biodegradable-balloon/?cf-view>



The new generation spacer helps provide optimal protection to the rectum during prostate cancer radiation therapy. Credit: MattL_Images / Shutterstock.com.

- **Nurami** receives US FDA approval for resorbable repair graft
ArtiFascia integrates two layers of electrospun nanofibres to create biomimetic scaffolds and a non-porous barrier layer.

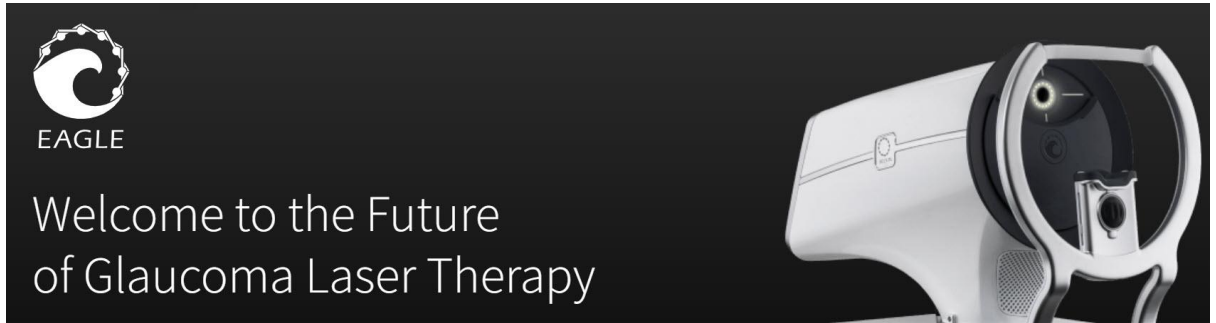
<https://www.medicaldevice-network.com/news/nurami-fda-approval-resorbable-repair-graft/>



Neurosurgeries involve the replacement of the Dura Mater, a protective layer for the brain and cerebrospinal fluid. Credit: sfam_photo / Shutterstock.com.

- **Belkin Vision** Announces FDA Clearance for Its Eagle Device

<https://www.visionmonday.com/business/article/belkin-vision-announces-fda-clearance-for-its-eagle-device/>



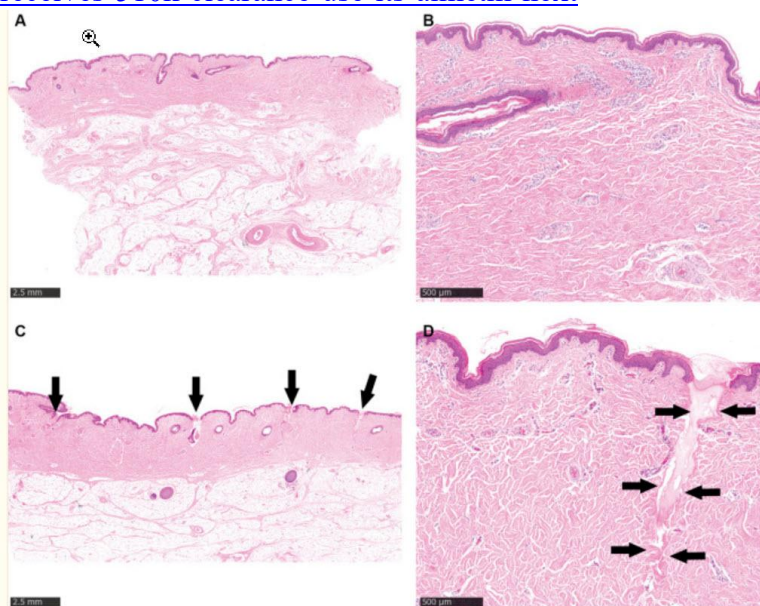
- **FDA approves Stryker's biodegradable subacromial balloon spacer**

<https://www.medicaldevice-network.com/news/fda-stryker-subacromial-balloon/>



- **Venus Concept** Receives 510(k) Clearance for Use of its ALME™ Next Generation Robotic Technology for Fractional Skin Resurfacing

<https://ir.venusconcept.com/news-releases/news-release-details/venus-concept-receives-510k-clearance-use-its-aimetm-next>



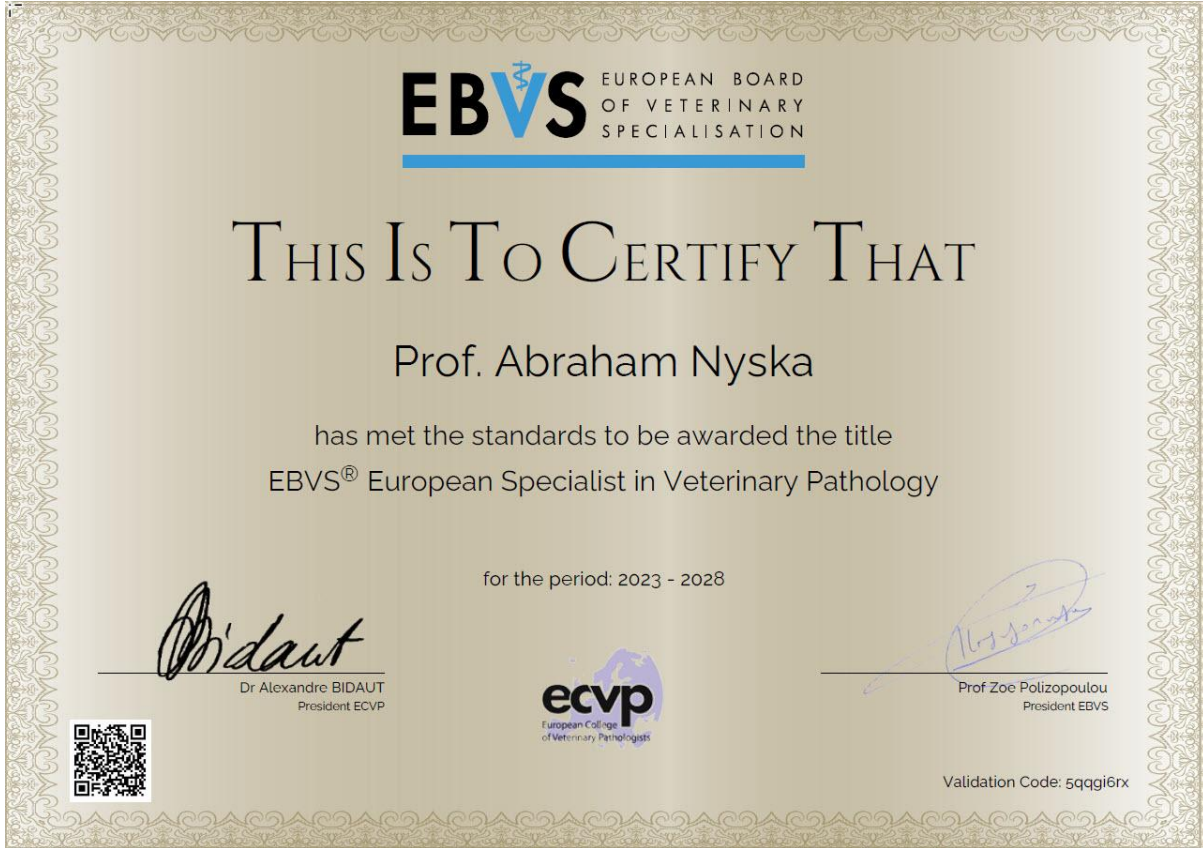
- Some **examples** of these commercial successes in which prof. Nyska did the toxicologic pathology evaluation, are as follows:
 - **Alcon buys Israeli glaucoma** treatment co Optonol
<https://en.globes.co.il/en/article-1000522484>
 - **Mitsubishi Tanabe buys up NeuroDerm**
<https://www.fiercebiotech.com/biotech/mitsubishi-tanabe-buys-up-neuroderm-1-1b-deal>
 - \$1b SPAC deal seen for Israeli medical robotics co Memic
<https://en.globes.co.il/en/article-1b-spac-deal-seen-for-israeli-medical-robotics-co-memic-1001371702>
 - **Bard buys Israeli hernia mesh co LifeBond**
<https://en.globes.co.il/en/article-bard-buys-israeli-hernia-mesh-co-lifebond-1001314875>
 - The phase I/II clinical study of the **first european DNA vaccine against COVID-19** has started in Italy
<https://www.rottapharmbiotech.com/01-march-2021-press-release/>
 - **NRx and Israel partner** to advance Covid-19 vaccine development
<https://www.pharmaceutical-technology.com/news/nrx-israel-vaccine-development/>
 - **Stryker buys Israeli orthopedic device co OrthoSpace** for \$220m
<https://en.globes.co.il/en/article-stryker-buys-israeli-orthopedic-device-co-orthospace-for-220m-1001278114>
 - **Teva and MedinCell** Announce FDA Acceptance of New Drug Application for TV-46000/mdc-IRM as a Treatment for Patients with Schizophrenia
<https://www.tevapharm.com/news-and-media/latest-news/teva-and-medincell-announce-fda-acceptance-of-new-drug-application-for-tv-46000mdc-irm-as-a-treatment-fo/>
- Prof. Nyska worked for 10 years as a senior staff scientist and expert in Toxicologic Pathology at the **American National Toxicology Program (NTP)** of the National

Institute of Health (NIH), followed by 8 year as an NTP Consultant. **Examples of awards related to his work at the NTP are presented in Appendix A.**

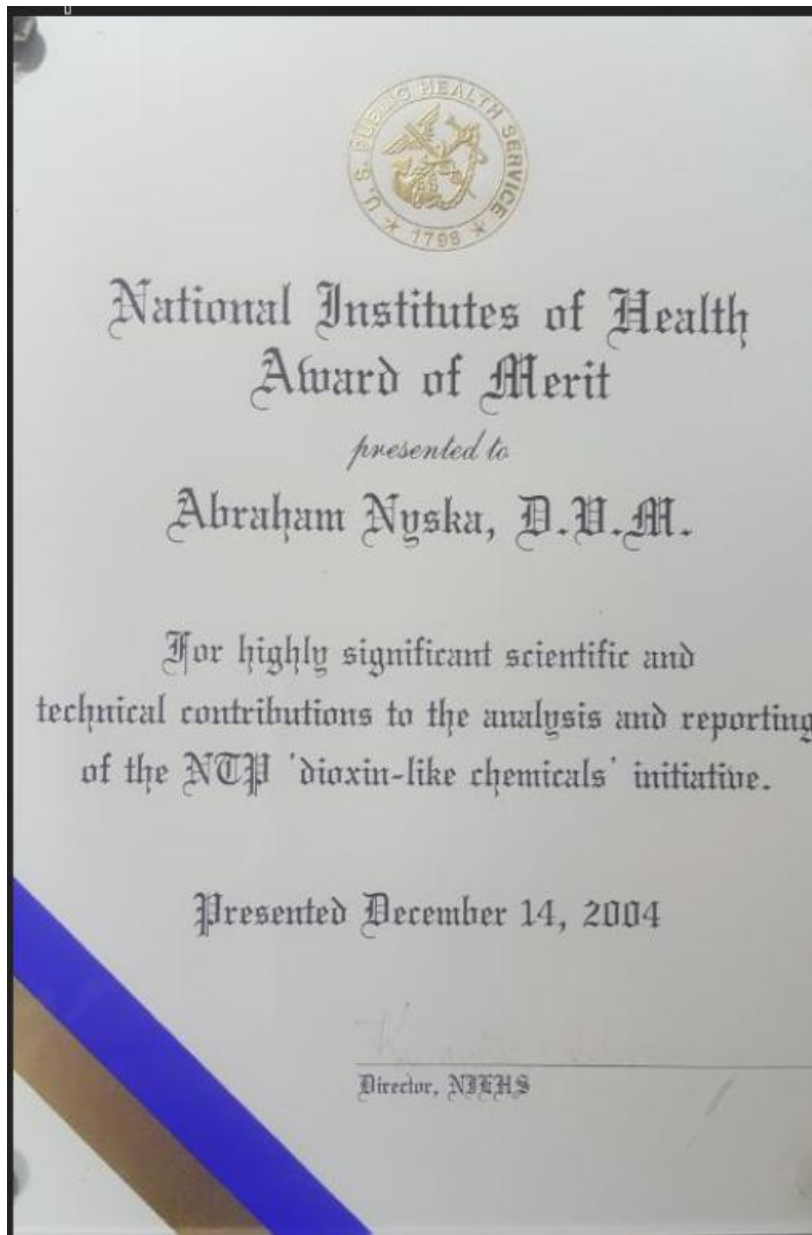
- Prof. Nyska served for 15 years as an Associate Editor of “Toxicologic Pathology”, and now serves as a senior adviser to this journal. He has strong research-oriented attitude and vast collaboration with top federal research institutes (i.e., NIH, EPA) and academic institutes, with more than **500 publications** in peer-reviewed journals (**see link for publications as follows: <https://www.researchgate.net/profile/Abraham-Nyska>**), **and few examples of titles from recent publications, included in Appendix B. Prof. Nyska is a consultant in Toxicologic Pathology to pharmaceutical companies, CRO’s, and Federal institutes in Israel, Europe, India and the USA.**
- His considerable deep knowledge, long-standing expertise, and dedication in the area of Toxicologic Pathology has earned him twice the highly valued NIH Director Award *“In recognition of consistent dedication and teamwork, insuring quality evaluation and interpretation of pathology aspects of NTP studies”*, and *“For highly significant scientific and technical contributions to the analysis and reporting of the NTP “dioxin-like chemicals” initiative”*.

APPENDIX A:

Diploma, European College Veterinary Pathologist (Diplomate ECVP)



Examples of National Institute of Health (NIH) awards:





*National Institutes of Health
NIH Director's Award*

is presented to

Abraham Nyska, D.V.M.

*In recognition of consistent dedication and teamwork
insuring quality evaluation and interpretation of
pathology aspects of NTP studies.*

June 22, 2000

Pat H. Kiachos
Acting Director, NIH

Visiting Full Professor of Pathology, Faculty of Exact Sciences, Tel Aviv University

Porter School of
the Environment and
Earth Sciences
Environmental Studies Dep.



The Raymond and Beverly Sackler
Faculty of Exact Sciences
Tel Aviv University

הפקולטה למדעים מדויקים
ע"ש ריימונד ובברלי סאקלר
אוניברסיטת תל אביב

בית הספר לסביבה
ולמדעי כדור הארץ
על שם פורטר

החוג ללימודי הסביבה

20/08/2023
05069764-8 .ת.ז.

לכבוד
פרופ' אברהם ניסקה
בית הספר לסביבה ולמדעי כדור הארץ
כאן

שלום רב,

הרינו להודיעך כי רשויות האוניברסיטה החליטו להזמין כמתנדב ביחידה: בית הספר לסביבה
ולמדעי כדור הארץ מיום 01-10-2023 עד יום 30-09-2024

מינוי זה אינו נושא עמו תמורה כספית.

תנאי עבודתך בהתאם לתקנון מינויים של מורים אורחים (תשמ"ה) ובהתאם להוראות נוהל
העסקת מתנדבים באוניברסיטה [הוראה 008 - 04] ובכפוף לחתימתך על טופס ההתנדבות.

הרינו מברכים אותך ומודים לך על התנדבותך לאוניברסיטה.

בכבוד רב,

פרופ' טובה מיליא
דקאנית הפקולטה למדעים מדויקים

APPENDIX B: Examples of titles of recent publications:



Research Article

Biocompatible Solutions: Evaluating the Safety of Repeated Intra-Articular Injections of pMPCylated Liposomes for Knee Osteoarthritis Therapy in Rat Models

Yuval Ramot^{1,2*} , Noam Kronfeld^{3*}, Michal Steiner^{4*}, Eric D. Lee⁵, Ronit Goldberg⁶, Sabrina Jahn⁶, and Abraham Nyska⁷ 

Abstract

Knee osteoarthritis (OA) poses a significant health care burden globally, necessitating innovative therapeutic approaches. CCoat, a novel poly(2-[methacryloyloxy]ethyl phosphorylcholine) (pMPC)ylated liposome device, protects the cartilage surface of the joint from mechanical wear through an entropy-favored process. Two preclinical studies were performed to explore the safety of CCoat following repeated intra-articular (IA) injections into the knee joint (i.e., femorotibial joint) in Sprague-Dawley rats. The studies involved 2 or 3 IA injections, at an interval of 2 or 3 weeks, and an observation period of 1 or 13 weeks after the last injection. Assessments included clinical, histopathological, and immunofluorescent evaluations. In study 1, no mortality or abnormal clinical signs occurred. At 1 week post last injection, histopathology revealed minimal vacuolated macrophages beneath the synovial membrane, predominantly M2-like, indicating a nonadverse response. Immunofluorescent staining supported M2-like macrophage predominance. Study 2 confirmed these findings with no systemic effects over 13 weeks. Statistical analyses indicated no significant differences in body weight, clinical pathology, or organ weights compared with controls. Results affirming the safety of pMPCylated liposomes following repeated IA injections in rat. This novel lubricant coating approach shows promise in OA therapy, with this safety assessment supporting its potential clinical application.

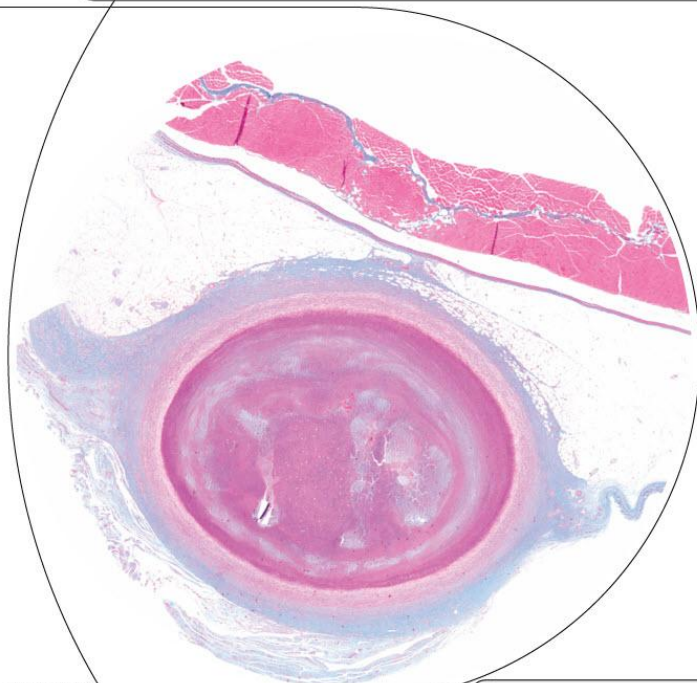
Toxicologic Pathology
1–18

© The Author(s) 2024



Article reuse guidelines:
sagepub.com/journals-permissions
DOI: 10.1177/01926233241271400
journals.sagepub.com/home/tpx

 Sage



Short Communication

Intra-abdominal Abscesses in Two Göttingen Minipigs

Nanna Grand¹ , Gitte Jeppesen¹, and Abraham Nyska² 

Toxicologic Pathology
1–3
© The Author(s) 2024
Article reuse guidelines:
sagepub.com/journals-permissions
DOI: 10.1177/01926233241289112
journals.sagepub.com/home/tpx



Abstract

Minipigs are valued alternatives to dogs and non-human primates in non-clinical safety and toxicity studies, and Göttingen minipigs are bred specifically for experimental purposes. They are bred under barrier conditions and monitored regularly for many pathogens and opportunistic agents, and spontaneous disease is rare when compared to what is seen in production pigs. Knowledge of spontaneous background lesions is important when toxicological pathologists evaluate microscopic findings in pre-clinical toxicity studies to avoid interference with study data interpretation. In this brief communication, intra-abdominal granulomas/abscesses were seen in Göttingen minipigs. The minipigs did not show any clinical signs, but nodules were present in the abdominal peritoneum at necropsy. Microscopic evaluation revealed chronic inflammation, with abscess or granuloma formation. Areas of inflammation, occasionally associated with the presence of the Splendore-Hoeppli material, were surrounded by a fibrotic capsule. Special stains were applied to investigate for the presence of microorganisms.

Keywords

safety, toxicology, background, abscess, granuloma, minipig.

This Points to Consider article is a product of a Society of Toxicologic Pathology (STP) Working Group commissioned by the Scientific and Regulatory Policy Committee (SRPC) of the STP. It has been reviewed and approved by the SRPC and Executive Committee of the STP but does not represent a formal best practice recommendation of the Society; rather, it is intended to provide key "points to consider" in designing studies or interpreting data from toxicity and safety studies intended to support regulatory submissions. The views expressed in this article are those of the authors and do not represent the policies, positions, or opinions of their respective agencies and organizations. Readers of *Toxicologic Pathology* are encouraged to send their thoughts on these articles or ideas for new topics to the Editor.

Toxicologic Pathology
2022, Vol. 50(4) 512–530
© The Author(s) 2022
Article reuse guidelines:
sagepub.com/journals-permissions
DOI: 10.1177/01926233221103202
journals.sagepub.com/home/tpx
SAGE

Scientific and Regulatory Policy Committee Points to Consider for Medical Device Implant Site Evaluation in Nonclinical Studies

Maureen T. O'Brien¹, JoAnn C. L. Schuh², Lyn M. Wancket³, Sarah D. Cramer⁴, Kathleen A. Funk⁵, Nicolette D. Jackson⁶, Kamala Kannan⁷, Kevin Keane⁸, Abraham Nyska⁹, Serge D. Roussele⁴, Adrienne Schucker¹, Valerie S. Thomas¹⁰, and Stefan Tunev¹¹

Abstract

Nonclinical implantation studies are a common and often critical step for medical device safety assessment in the bench-to-market pathway. Nonclinical implanted medical devices or drug-device combination products require complex macroscopic and microscopic pathology evaluations due to the physical presence of the device itself and unique tissue responses to device materials. The Medical Device Implant Site Evaluation working group of the Society of Toxicologic Pathology's (STP) Scientific and Regulatory Policy Committee (SRPC) was tasked with reviewing scientific, technical, and regulatory considerations for these studies. Implant site evaluations require highly specialized methods and analytical schemes that should be designed on a case-by-case basis to address specific study objectives. Existing STP best practice recommendations can serve as a framework when performing nonclinical studies under Good Laboratory Practices and help mitigate limitations in standards and guidances for implant evaluations (e.g., those from the International Organization for Standardization [ISO], ASTM International). This article integrates standards referenced by sponsors and regulatory bodies with practical pathology evaluation methods for implantable medical devices and combination products. The goal is to ensure the maximum accuracy and scientific relevance of pathology data acquired during a medical device or combination drug-device implantation study.

Food and Chemical Toxicology 176 (2023) 113734



Contents lists available at ScienceDirect

Food and Chemical Toxicology

journal homepage: www.elsevier.com/locate/foodchemtox



Chronic toxicity and carcinogenicity study of dietary gardenia blue in Sprague Dawley rats

Robert Maronpot^a, Yuval Ramot^{b,c}, Abraham Nyska^{d,e}, Christopher Sproul^e, Rebecca Moore^e, Mihoko Koyanagi^f, Shuichi Chiba^f, Masayuki Nishino^f, Shim-mo Hayashi^{g,h}

^a Maronpot Consulting, LLC, 1612 Medfield Road, Raleigh, NC, 27607, USA

^b Faculty of Medicine, Hebrew University of Jerusalem, Jerusalem, Israel

^c Department of Dermatology, Hadassah Medical Center, Jerusalem, Israel

^d Toxicologic Pathology, Tel Aviv and Tel Aviv University, Israel

^e Integrated Laboratory Systems, LLC, 601 Keystone Park Drive, Morrisville, NC, 27560, USA

^f Global Scientific and Regulatory Affairs, San-Ei Gen F.F.L., Inc., 1-1-11 Sanwa-cho, Toyonaka, Osaka, 561-8588, Japan

^g National Institute of Health Sciences, Kawasaki, Kanagawa, Japan

^h Laboratory of Veterinary Pathology, Tokyo University of Agriculture and Technology, Fuchu, Tokyo, Japan

ARTICLE INFO

Handling Editor: Dr. Bryan Delaney

Keywords:

Toxicity
Gardenia blue
Carcinogenicity
Rats

ABSTRACT

In this combined chronic toxicity/carcinogenicity study of gardenia blue as a natural food color additive, Sprague Dawley rats were administered 0.5%, 2.5%, or 5.0% gardenia blue via the feed or carrier diet (0.0% gardenia blue) for 12 (chronic toxicity cohort) or 24 (carcinogenicity cohort) months. No abnormal clinical, ophthalmological, neurotoxicity or clinical pathology changes were attributed to treatment, and there was no increase in mortality due to gardenia blue exposure. The only treatment-related change was grossly observed blue discoloration of the stomach, intestines, and mesenteric lymph nodes as well as reversible dark discoloration of the kidneys all without associated histopathology. The no-observed-adverse-effect level (NOAEL) for gardenia blue exposure via the diet for one or two years was determined to be 5.0% (2175.3 mg/kg body weight/day in male rats and 3075.4 mg/kg body weight/day in female rats).



ELSEVIER



Oral chronic toxicity and carcinogenicity study of *alpha*-glycosyl isoquercitrin (AGIQ) in Sprague Dawley rats

[Robert Maronpot](#)^a [✉](#), [Yuval Ramot](#)^{b c}, [Abraham Nyska](#)^d, [Christopher Sproul](#)^e, [Rebecca Moore](#)^e, [Brad Bolon](#)^f, [Shim-mo Hayashi](#)^g

[Show more](#) [v](#)

[Int J Toxicol.](#) 2023 Jan 12;10915818231152613. doi: 10.1177/10915818231152613.

Online ahead of print.

Preclinical In-Vivo Safety of a Novel Thyrotropin-Releasing Hormone-Loaded Biodegradable Nanoparticles After Intranasal Administration in Rats and Primates

[Yuval Ramot](#)^{1 2}, [Yakir Rottenberg](#)^{1 3}, [Abraham J Domb](#)⁴, [Michael J Kubek](#)⁵, [Kevin D Williams](#)⁶, [Abraham Nyska](#)⁷

[J Toxicol Pathol.](#) 2023 Jan;36(1):11-19. doi: 10.1293/tox.2022-0079. Epub 2022 Oct 31.

Safety and efficacy of a novel robotic, fractional micro-coring device in a swine model

[Yuval Ramot](#)^{1 2}, [Udi Vazana](#)³, [Orna Cacical](#)³, [Abraham Nyska](#)^{4 5}

Affiliations [+](#) expand

PMID: 36683728 PMCID: [PMC9837470](#) DOI: [10.1293/tox.2022-0079](#)

[Free PMC article](#)

Original Article

Treatment of contaminated radial fracture in Sprague-Dawley rats by application of a degradable polymer releasing gentamicin

Yuval Ramot^{1†}, Michal Steiner^{2†}, Netanel Amouyal², Yossi Lavie², Guy Klaiman², Abraham J. Domb³, Abraham Nyska^{4*}, and Tal Hagigit⁵

¹ Faculty of Medicine, The Hebrew University of Jerusalem, Israel; The Department of Dermatology, Hadassah Medical Center, POB 12000, Jerusalem, 9112001, Israel

² Envigo CRS (Israel), Einstein Street, 13B, P.O.B 4019, Science Park, Ness Ziona, Israel

³ Institute of Drug Research, School of Pharmacy-Faculty of Medicine, The Hebrew University of Jerusalem, POB 12000, Jerusalem, 9112001 Israel

⁴ Consultant in Toxicologic Pathology, Tel Aviv and Tel Aviv University, Yehuda HaMaccabi 31, Tel Aviv, 6200515, Israel

⁵ Dexcel Pharma Technologies Ltd., 1 Dexcel St., Or-Akiva, 3060000, Israel

J Toxicol Pathol 2021; 34: 181–211

Review

The toxicologic pathology aspects of selected natural herbal products and related compounds

Ruba Ibrahim^{1, 2}, Abraham Nyska^{3, 4*}, June Dunnick⁵, and Yuval Ramot^{1, 2}

¹ Faculty of Medicine, Hebrew University of Jerusalem, Jerusalem, Israel

² Department of Dermatology, Hadassah Medical Center, Jerusalem, Israel

³ Consultant in Toxicologic Pathology, Yehuda HaMaccabi 31, floor 5, Tel Aviv 6200515, Israel

⁴ Tel Aviv University, Tel Aviv, Israel

⁵ Toxicology Branch, Division of the National Toxicology Program, National Institute of Environmental Health Sciences, Research Triangle Park, NC, USA

Special issue: Review

polymers
advanced
technologies


Received: 18 September 2013, Revised: 30 October 2013, Accepted: 10 November 2013, Published online in Wiley Online Library: 7 January 2014


(wileyonlinelibrary.com) DOI: 10.1002/pat.3238

Histopathology of biodegradable polymers: challenges in interpretation and the use of a novel compact MRI for biocompatibility evaluation[†]

Abraham Nyska^{a*}, Yael S. Schiffenbauer^b, Catherine T. Brami^b, Robert R. Maronpot^c and Yuval Ramot^d

Local Tolerability and Performance Evaluation in Domestic Pigs of a Fractional Radiofrequency Device for Dermatologic Treatment

Toxicologic Pathology
1-8
© The Author(s) 2020
Article reuse guidelines:
sagepub.com/journals-permissions
DOI: 10.1177/0192623320922958
journals.sagepub.com/home/tpx


Yuval Ramot¹ , Guy Klaiman², Michal Steiner², Yossi Lavie²,
Inna Belenky³, and Abraham Nyska⁴

Food and Chemical Toxicology 97 (2016) 354–366



Contents lists available at ScienceDirect

Food and Chemical Toxicology

journal homepage: www.elsevier.com/locate/foodchemtox



Ninety-day toxicity and single-dose toxicokinetics study of *alpha*-glycosyl isoquercitrin in Sprague-Dawley rats



Abraham Nyska^{a,*}, Shim-mo Hayashi^b, Mihoko Koyanagi^b, Jeffrey P. Davis^c,
Micheal P. Jokinen^c, Yuval Ramot^d, Robert R. Maronpot^e

^a Sackler School of Medicine, Tel Aviv University, Toxicologic Pathology, Timrat, Israel


^b Global Scientific and Regulatory Affairs, San-Ei Gen, FFL, Inc., Osaka, Japan


^c Integrated Laboratory Systems, Research Triangle Park, NC, USA

^d Hadassah - Hebrew University Medical Center, Jerusalem, Israel

^e Maronpot Consulting LLC, Raleigh, NC, USA

Local Tolerance and Biodegradability of a Novel Biodegradable Artificial Dura Mater Graft Following Implantation Onto a Dural Defect in Rabbits

Toxicologic Pathology
1-9
© The Author(s) 2020
Article reuse guidelines:
sagepub.com/journals-permissions
DOI: 10.1177/0192623320947075
journals.sagepub.com/home/tpx


Yuval Ramot¹ , Sagi Harnof², Ido Klein³, Netanel Amouyal³,
Michal Steiner³, Nora Nseir Manassa⁴, Amir Bahar⁴,
Serge Rousselle⁵, and Abraham Nyska⁶

Chemical-Induced Oral Squamous Cell Neoplasms in Rodents: An Overview of NTP 2-Year Cancer Studies

Ruba Ibrahim^{1,2}, Amy Brix³, David E. Malarkey⁴, Abraham Nyska⁵, Michal Asif^{1,2}, and Yuval Ramot^{1,2}

Toxicologic Pathology
1-15
© The Author(s) 2021
Article reuse guidelines:
sagepub.com/journals-permissions
DOI: 10.1177/0192623321989956
journals.sagepub.com/home/tpx
SAGE

Microscope-Based Automated Quantification of Liver Fibrosis in Mice Using a Deep Learning Algorithm

Yuval Ramot^{1,2}, Ameya Deshpande³, Virginia Morello⁴, Paolo Michieli^{4,5}, Tehila Shlomov^{1,6}, and Abraham Nyska⁷

Toxicologic Pathology
1-8
© The Author(s) 2021
Article reuse guidelines:
sagepub.com/journals-permissions
DOI: 10.1177/01926233211003866
journals.sagepub.com/home/tpx
SAGE

BASIC INVESTIGATION

OPEN

CorNeat KPro: Ocular Implantation Study in Rabbits

Gilad Litvin, MD,* Ido Klein, BSc, MBA,* Yoav Litvin, PhD,† Guy Klaiman, PhD,‡ and Abraham Nyska, DVM§

J Toxicol Pathol 2021; 34: **-**

Original Article

Safety and efficacy of sFilm-FS, a novel biodegradable fibrin sealant, in Göttingen minipigs

Yuval Ramot^{1,2}, Michal Steiner³, Yossi Lavie³, Nati Ezov³, Orgad Laub⁴, Eran Cohen⁴, Yotam Schwartz⁴, and Abraham Nyska^{5,6}*

¹ Faculty of Medicine, Hebrew University of Jerusalem, Jerusalem, Israel

² Department of Dermatology, Hadassah Medical Center, Jerusalem, 91120, Israel

³ Envigo CRS (Israel), Ness Ziona, 7403617, Israel

⁴ Sealantium Medical, Afek Industrial Area, P.O.B. 11817, Rosh Ha'Ayin, 4809239, Israel

⁵ Consultant in Toxicologic Pathology, Yehuda HaMaccabi 31, floor 5, Tel Aviv, 6200515, Israel

⁶ Tel Aviv University, 6200515, Israel

Toxicity and Local Tolerance of COVID-eVax, a Plasmid DNA Vaccine for SARS-CoV-2, Delivered by Electroporation

Toxicologic Pathology
1-14
© The Author(s) 2021
Article reuse guidelines:
sagepub.com/journals-permissions
DOI: 10.1177/01926233211042263
journals.sagepub.com/home/tpx
SAGE

Yuval Ramot^{1,2}, Gianfranco Caselli³, Luigi Aurisicchio^{4,5}, Isabella Andreini⁶, Emanuele Marra⁴, Laura Luberto⁴, Daniela Stoppoloni⁴, Maria Lucrezia Pacello⁴, Laura Monetini⁷, and Abraham Nyska⁸

Toxicologic Pathology, 43: 1127-1140, 2015
Copyright © 2015 by The Author(s)
ISSN: 0192-6233 print / 1533-1601 online
DOI: 10.1177/0192623315600275

Long-term Local and Systemic Safety of Poly(L-lactide-co-epsilon-caprolactone) after Subcutaneous and Intra-articular Implantation in Rats

YUVAL RAMOT¹, ABRAHAM NYSKA², ELANA MARKOVITZ³, ASSAF DEKEL³, GUY KLAIMAN⁴, MORAN HAIM ZADA⁵, ABRAHAM J. DOMB⁵, AND ROBERT R. MARONPOT⁶

¹Hadassah—Hebrew University Medical Center, Jerusalem, Israel

²Tel Aviv University and Consultant in Toxicologic Pathology, Timrat, Israel

³Ortho-Space Ltd., Caesarea, Israel

⁴Harlan Biotech Israel Ltd., Rehovot, Israel

⁵Institute for Drug Research, School of Pharmacy, Faculty of Medicine, The Hebrew University of Jerusalem, Ein Kerem, Jerusalem, Israel

⁶Maronpot Consulting LLC, Raleigh, North Carolina, USA

Biocompatibility and Systemic Safety of a Novel Implantable Annuloplasty Ring for the Treatment of Mitral Regurgitation in a Minipig Model

Toxicologic Pathology
1-8
© The Author(s) 2016
Reprints and permission:
sagepub.com/journalsPermissions.nav
DOI: 10.1177/0192623315627217
tpx.sagepub.com
SAGE

Yuval Ramot¹, Serge D. Rousselle², Nadav Yellin³, Udi Willenz⁴, Itai Sabag⁴, Avi Avner⁵, and Abraham Nyska⁶

This is an open access article published under an ACS AuthorChoice License, which permits copying and redistribution of the article or any adaptations for non-commercial purposes.

ACS APPLIED
BIO MATERIALS

www.acsabm.org






Article

Biodegradable Breast Tissue Marker Clip

Moran Haim Zada, Zehava Gallimidi, Michal Schlesinger—Laufer, Abraham Nyska, and Abraham J. Domb*

Article

Design and Evaluation of Dissolvable Microneedles for Treating Atopic Dermatitis

Noa Ben David ¹, Yuval Richtman ¹, Adi Gross ¹, Ruba Ibrahim ^{2,3}, Abraham Nyska ⁴, Yuval Ramot ^{2,3,*} and Boaz Mizrahi ^{1,*}

¹ Faculty of Biotechnology and Food Engineering, Technion-Israel Institute of Technology, Haifa 3200003, Israel

² Department of Dermatology, Hadassah Medical Center, Jerusalem 9112001, Israel

³ Faculty of Medicine, Hebrew University of Jerusalem, Jerusalem 9112001, Israel

⁴ Sackler School of Medicine, Tel Aviv University, Tel Aviv 6200515, Israel

* Correspondence: yramot@gmail.com (Y.R.); bmizrahi@technion.ac.il (B.M.)

J Toxicol Pathol 2023; 36: 11–19

Original Article

Safety and efficacy of a novel robotic, fractional micro-coring device in a swine model

Yuval Ramot^{1,2}, Udi Vazana³, Orna Cacical³, and Abraham Nyska^{4,5*}

¹ Faculty of Medicine, Hebrew University of Jerusalem, Campus Ein Kerem, Jerusalem 9112102, Israel

² Department of Dermatology, Hadassah Medical Center, Campus Ein Kerem, Jerusalem 9112102, Israel

³ LAHAV CRO, Kibbutz Lahav, Israel

⁴ Consultant in Toxicologic Pathology, Yehuda HaMaccabi 31, Tel Aviv 6200515, Israel

⁵ Tel Aviv University, Ramat Aviv, Tel Aviv 69978, Israel